

# Segment collection

PRODUCT SHEET




# Segment collection

by NUMEN / FOR USE

**Segment** is a system which solves the hierarchical principles of assembling the components of modular upholstered furniture. Segment's identity is determined by the form of its main component element, with its characteristic basic double-sided ends sloping at a 45° angle, thereby enabling the assembling of the parts in all three axes. Combinations in a series of several bases are on one end supported on the metal legs, whereas on the other end the support

of the base is the wood element. Geometric motive of its form is equally compatible for coating in leather as well as richer texture fabrics according to the interior's setting.

















SPECIFICATIONS AND TECHNICAL DRAWING

SEAT & BACKREST	moulded foam, metal frame, elastic belts
BASE	steel + powder coating
TABLE TOPS	solid wood + oil or lacquer / FENIX
UPHOLSTERY	fabric / leather

[sofa information website](#)

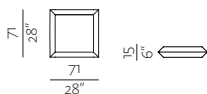
[armchair information website](#)

[pouf information website](#)

MODULES

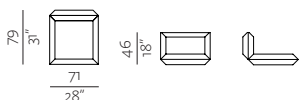
DEEP SEAT

w 28" x d 28" x h 6"  
w 71 x d 71 x h 15 cm



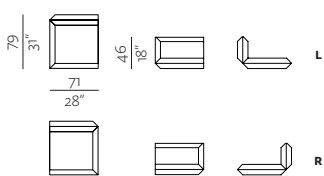
1SEATER MOD

SEAT + BACKREST  
w 28" x d 31" x h 18"  
w 71 x d 79 x h 46 cm



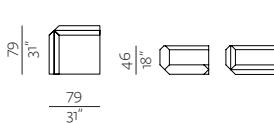
1SEATER HALFMOD L/R

SEAT + BACKREST  
w 28" x d 31" x h 18"  
w 71 x d 79 x h 46 cm



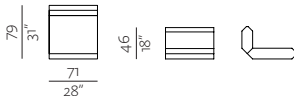
CORNER

SEAT + BACKREST  
w 31" x d 31" x h 18"  
w 79 x d 79 x h 46 cm



1SEATER BASE

SEAT + BACKREST  
w 28" x d 31" x h 18"  
w 71 x d 79 x h 46 cm



ARMREST/BACKREST

w 28" x d 6" x h 15"  
w 71 x d 15 x h 38 cm



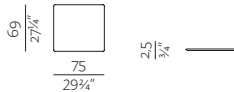
SMALL ROUND TABLE

w ø 17 3/4" x h 24 3/4"  
w ø 45 x h 62 cm



TABLE TOP

w 29 3/4" x d 27 1/4" x h 3/4"  
w 75 x d 69 x h 2,5 cm



LEGS

L1

END LEG  
w 17" x d 25 1/4" x h 10 1/4"  
w 43 x d 65 x h 26 cm



L2

CORNER LEG SET  
w 40 3/4" x d 44 3/4" x h 10 1/4"  
w 103 x d 113 x h 26 cm



L3

LINEAR CONNECTING LEG  
w 32" x d 4 3/4" x h 10 1/4"  
w 81 x d 12 x h 26 cm



C1

CORNER CONNECTOR 2SEATER  
w 32" x d 1 3/4" x h 2 3/4"  
w 81 x d 4 x h 7 cm



C2

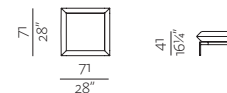
CORNER CONNECTOR 3SEATER  
w 59 3/4" x d 1 3/4" x h 2 3/4"  
w 152 x d 4 x h 7 cm



COMPOSITIONS

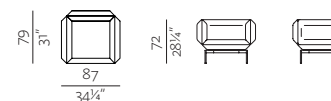
POUF

w 28" x d 28" x h 16 1/4"  
w 71 x d 71 x h 41 cm



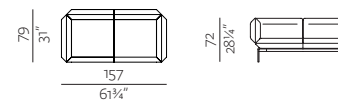
ARMCHAIR

w 34 1/4" x d 31" x h 28 1/4"  
w 87 x d 79 x h 72 cm



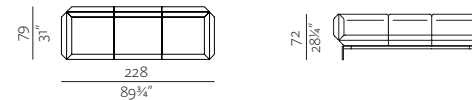
2SEATER

w 61 3/4" x d 31" x h 28 1/4"  
w 157 x d 79 x h 72 cm



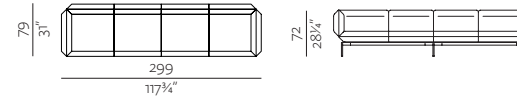
3SEATER

w 89 3/4" x d 31" x h 28 1/4"  
w 228 x d 79 x h 72 cm



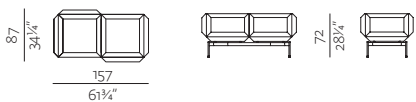
4SEATER

w 117 3/4" x d 31" x h 28 1/4"  
w 299 x d 79 x h 72 cm

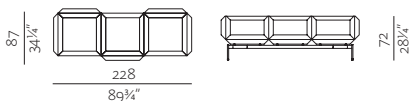


SPECIFICATIONS AND TECHNICAL DRAWING

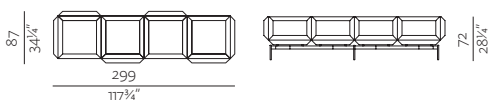
**2SEATER SNAKE**  
 w 61¼" x d 34¼" x h 28¼"  
 w 157 x d 87 x h 72 cm



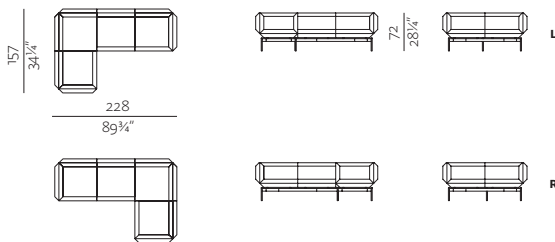
**3SEATER SNAKE**  
 w 89¾" x d 34¼" x h 28¼"  
 w 228 x d 87 x h 72 cm



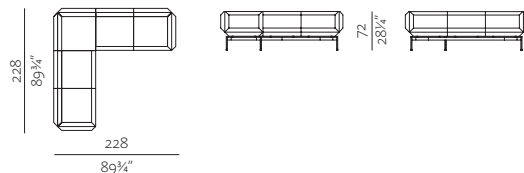
**4SEATER SNAKE**  
 w 117¼" x d 34¼" x h 28¼"  
 w 299 x d 87 x h 72 cm



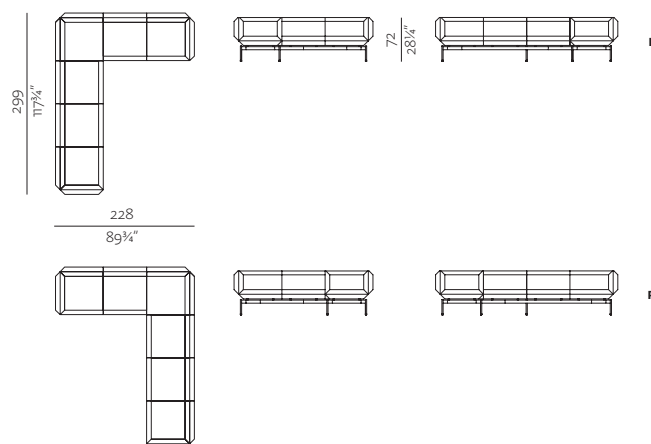
**COMPOSITION 1 (L/R)**  
 w 89¾" x d 61¼" x h 28¼"  
 w 228 x d 157 x h 72 cm



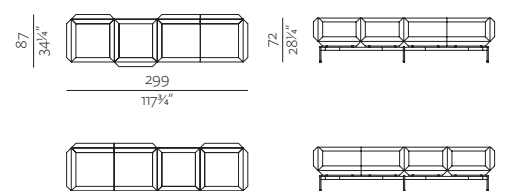
**COMPOSITION 2**  
 w 89¾" x d 89¾" x h 28¼"  
 w 228 x d 228 x h 72 cm



**COMPOSITION 3**  
 w 89¾" x d 117¼" x h 28¼"  
 w 228 x d 299 x h 72 cm



**COMPOSITION 4**  
 w 117¼" x d 34¼" x h 28¼"  
 w 299 x d 87 x h 72 cm



**COMPOSITION 5**  
 w 145¼" x d 34¼" x h 28¼"  
 w 369 x d 87 x h 72 cm

