

Rostrum collection

PRODUCT SHEET



prostoria

Rostrum collection

by **BENJAMIN HUBERT** | **LAYER**

Rostrum is an infinitely scalable sofa system with a highly sophisticated design language that takes its name from a raised performance platform – a nod to the slender legs that raise the modular seating elements and accessories above the floor. This elevated structure gracefully cradles the soft cushioning and reduces the visual weight of the sofa system. It also allows for the use of a minimal, lightweight, frame system that acts as a signature element across a range of CMF expressions, with the ability to mix and match materials, colours,

and finishes. The intuitive functionality of the accessories – such as the simple swivel of the height adjustable table – complements the architectural forms. These linear forms are further emphasized by the ribbed detail of the dividing screens, which echoes the slender legs; while power is integrated seamlessly into the frame structure.

























SPECIFICATIONS AND TECHNICAL DRAWING

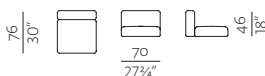
STRUCTURE	plywood
SUSPENSION	elastic webbing
SEAT & BACKREST	HR foam, polyester wadding
BASE	steel construction + powder coating / ALU legs + powder coating
UPHOLSTERY	fabric (removable)
SIDE TABLE	solid wood + oil or lacquer / FENIX

[sofa information website](#)

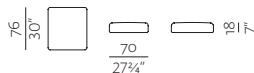
[low table information website](#)

MODULES

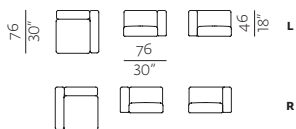
1SEATER WITHOUT A BASE (M)
w 27 $\frac{3}{4}$ " x d 30" x h 18"
70 x 76 x 46 cm



DEEP SEAT WITHOUT A BASE (M)
w 27 $\frac{3}{4}$ " x d 30" x h 7"
70 x 76 x 18 cm



CORNER WITHOUT A BASE (L/R)
w 30" x d 30" x h 18"
76 x 76 x 46 cm



ARMREST (A)
w 6 $\frac{1}{4}$ " x d 30" x h 13 $\frac{3}{4}$ "
16 x 76 x 34 cm

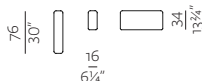
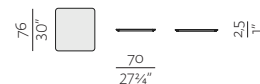


TABLE TOP (M)
w 27 $\frac{3}{4}$ " x d 30" x h 1"
70 x 76 x 2,5 cm



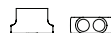
HEIGHT ADJUSTABLE SMALL TABLE
w 12 $\frac{3}{4}$ " x d 17 $\frac{1}{4}$ " x h 20 $\frac{3}{4}$ "/30"
32 x 44 x 52/76 cm



LOW TABLE
w 27 $\frac{3}{4}$ " x d 30" x h 127 $\frac{3}{4}$ "
70 x 76 x 27 cm



POWER SOCKET
w 6 $\frac{1}{4}$ " x d 3 $\frac{1}{4}$ " x h 2 $\frac{1}{4}$ "
16 x 9 x 6 cm



LEGS

L1
END LEG (SET OF 2 LEGS)
FOR SEAT WITH ARMREST
w 6 $\frac{1}{4}$ " x d 3 $\frac{1}{4}$ " x h 2 $\frac{1}{4}$ "
w 14 x d 3 x h 47 cm



L2
END LEG (SET OF 2 LEGS)
FOR SEAT WITHOUT ARMREST
w 5 $\frac{1}{4}$ " x d 1 $\frac{1}{4}$ " x h 9 $\frac{3}{4}$ "
w 14 x d 3 x h 24 cm



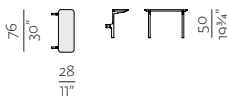
L3
CORNER CONNECTION SET
w 5 $\frac{3}{4}$ " x d 5 $\frac{3}{4}$ " x h 9 $\frac{3}{4}$ "
w 13,7 x d 13,7 x h 24 cm



L4
LINEAR CONNECTION SET
w 11" x d 24 $\frac{3}{4}$ " x h 9 $\frac{3}{4}$ "
w 28,3 x d 63 x h 24 cm



L5
SHELF LEG SET
w 11" x d 30" x h 19 $\frac{3}{4}$ "
w 28 x d 76 x h 50 cm



BASES

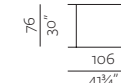
BASE 01
M
w 27 $\frac{3}{4}$ " x d 30"
w 70 x d 76 cm



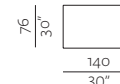
BASE 02 (L/R)
M + A
w 33 $\frac{3}{4}$ " x d 30"
w 86 x d 76 cm



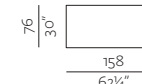
BASE 03
M + 2A
w 41 $\frac{3}{4}$ " x d 30"
w 106 x d 76 cm



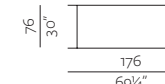
BASE 04
2M
w 55" x d 30"
w 140 x d 76 cm



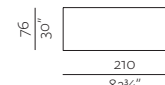
BASE 05 (L/R)
2M + A
w 62 $\frac{1}{4}$ " x d 30"
w 158 x d 76 cm



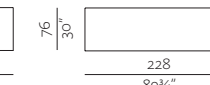
BASE 06
2M + 2A
w 69 $\frac{1}{4}$ " x d 30"
w 176 x d 76 cm



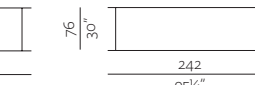
BASE 07
3M
w 82 $\frac{3}{4}$ " x d 30"
w 210 x d 76 cm



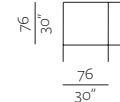
BASE 08 (L/R)
3M + A
w 89 $\frac{3}{4}$ " x d 30"
w 228 x d 76 cm



BASE 09
3M + 2A
w 95 $\frac{1}{4}$ " x d 30"
w 242 x d 76 cm



BASE 10
CORNER
w 30" x d 30"
w 76 x d 76 cm



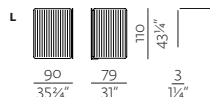
SPECIFICATIONS AND TECHNICAL DRAWING

DIVIDERS

D1

END DIVIDER

BACKREST + ARMREST
w 35¼" × d 31" × h 43¼"
w 90 × d 79 × h 110 cm



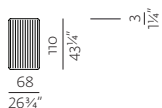
R



D2

BACKREST DIVIDER

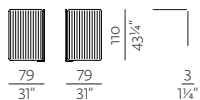
w 26¾" × d 1¼" × h 43¼"
w 68 × d 3 × h 110 cm



D3

CORNER DIVIDER

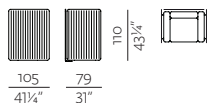
w 31" × d 31" × h 43¼"
w 79 × d 79 × h 110 cm



D4

DIVIDER FOR 1SEATER + ARMRESTS

w 41¼" × d 31" × h 43¼"
w 105 × d 79 × h 110 cm



COMPOSITIONS

E - electricity

1SEATER WITH BASE

w 27¾" × d 30" × h 27¾"
70 × 76 × 70 cm

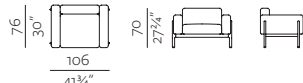
CONSISTS OF: BASE 01, MODULE 1SEATER, LEGS 2 × L2



COMPOSITION 1

w 41¼" × d 30" × h 27¾"
106 × 76 × 70 cm

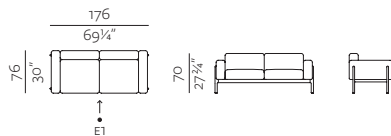
CONSISTS OF: BASE 03, MODULES 1SEATER + 2 × ARMREST,
LEGS 2 × L1



COMPOSITION 2

w 69¼" × d 30" × h 27¾"
176 × 76 × 70 cm

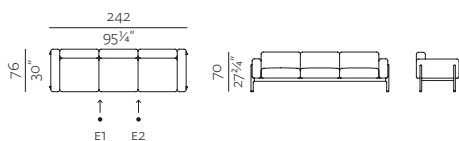
CONSISTS OF: BASE 06, MODULES 2 × 1SEATER + 2 × ARMREST,
LEGS 2 × L1



COMPOSITION 3

w 95¼" × d 30" × h 27¾"
242 × 76 × 70 cm

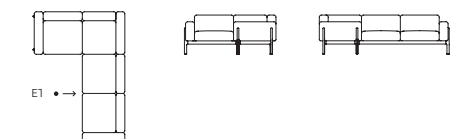
CONSISTS OF: BASE 09, MODULES 3 × 1SEATER + 2 × ARMREST,
LEGS 2 × L1



COMPOSITION 4

w 64½" × d 92½" × h 27¾"
164 × 234 × 70 cm

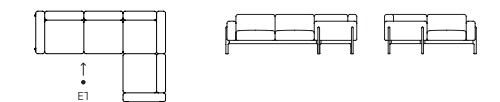
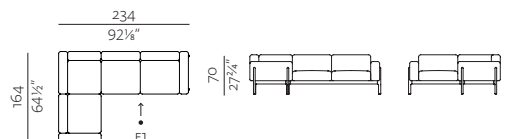
CONSISTS OF: BASES 02 + 10 + 05, MODULES 3 × 1SEATER + CORNER +
2 × ARMREST, LEGS L3 + 2 × L1



COMPOSITION 5

w 92½" × d 64½" × h 27¾"
234 × 164 × 70 cm

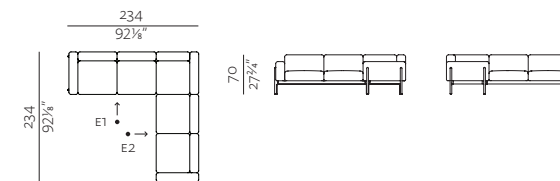
CONSISTS OF: BASES 05 + 10 + 02, MODULES 3 × 1SEATER + CORNER +
2 × ARMREST, LEGS L3 + 2 × L1



COMPOSITION 6

w 92½" × d 92½" × h 27¾"
234 × 234 × 70 cm

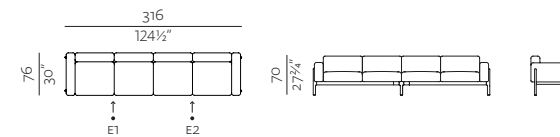
CONSISTS OF: BASES 2 × 05 + 10, MODULES 4 × 1SEATER + CORNER + 2 × ARMREST,
LEGS L3 + 2 × L1



COMPOSITION 7

w 124½" × d 30" × h 27¾"
316 × 76 × 70 cm

CONSISTS OF: BASES 2 × 05, MODULES 4 × 1SEATER + 2 × ARMREST, LEGS L4 + 2 × L1



COMPOSITION 8

w 124½" × d 64½" × h 27¾"
316 × 164 × 70 cm

CONSISTS OF: BASES 05 + 01 + 10 + 02, MODULES 4 × 1SEATER + 2 × ARMREST +
CORNER, LEGS 2 × L1 + L3 + L4

