

# Oblikant collection

PRODUCT SHEET



# Oblikant collection

by NUMEN / FOR USE

**Oblikant** chair is a derivation of the Oblique family. Regardless of the difference in technology and typology from its upholstered siblings, it retains the characteristic S-shaped profile. Strong curvature of the shell provides good ergonomics which is further highlighted by the elasticity obtained from this geometry. The shell is combined with 6 versions of steel legs are stackable, and one solid wood base.

















SPECIFICATIONS AND TECHNICAL DRAWING

SHELL	plywood, veneer + lacquer or colour lacquer
BASE	solid wood + lacquer / metal rod $\varnothing$ 12 mm / metal tube $\varnothing$ 16 mm, $\varnothing$ 25 mm + powder coating

[product information website](#)

**CHAIR**  
w 19¼" x d 20¾" x h 33¾"  
w 49 x d 52 x h 85 cm




**CHAIR SLED BASE**  
w 21¾" x d 20¾" x h 33¾"  
55 x 52 x 85 cm



**CHAIR SLED BASE WITH ARMRESTS**  
w 23¼" x d 20¾" x h 33¾"  
59 x 52 x 85 cm



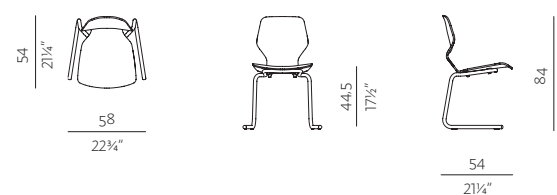
**CHAIR METAL LEGS**  
w 20" x d 20¾" x h 33¾"  
51 x 52 x 85 cm



**CHAIR METAL LEGS WITH ARMRESTS**  
w 21¾" x d 20¾" x h 33¾"  
55 x 52 x 85 cm



**CHAIR CANTILEVER**  
w 22¾" x d 21¼" x h 33"  
58 x 54 x 84 cm



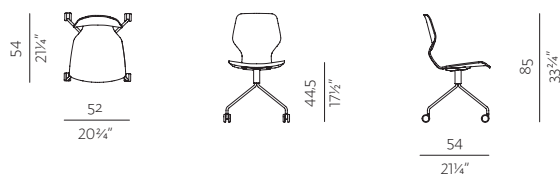
**CHAIR CANTILEVER WITH ARMRESTS**  
w 22¾" x d 21¼" x h 33"  
58 x 54 x 84 cm



SPECIFICATIONS AND TECHNICAL DRAWING

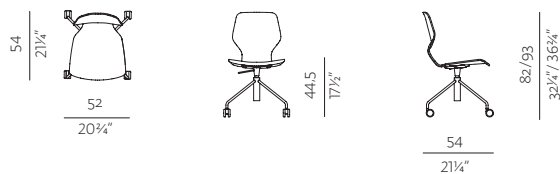
**SWIVEL BASE WITH CASTORS 4 LEGS**

w 20¾" × d 21¼" × h 33¾"  
52 × 54 × 85 cm



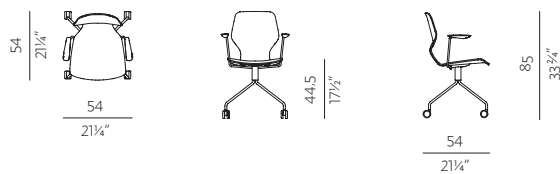
**SWIVEL BASE WITH CASTORS 4 LEGS**

WITH ADJUSTABLE HEIGHT  
w 20¾" × d 21¼" × h 32¼"/36¾"  
52 × 54 × 82/93 cm



**SWIVEL BASE WITH CASTORS 4 LEGS WITH ARMRESTS**

w 21¼" × d 21¼" × h 33¾"/36¾"  
54 × 54 × 85 cm



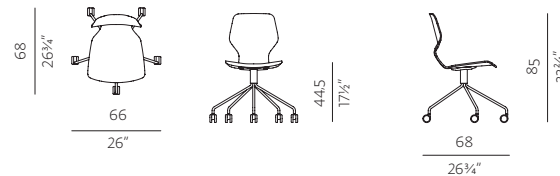
**SWIVEL BASE WITH CASTORS 4 LEGS WITH ARMRESTS**

WITH ADJUSTABLE HEIGHT  
dimensions 54 × 54 × 82/93 cm



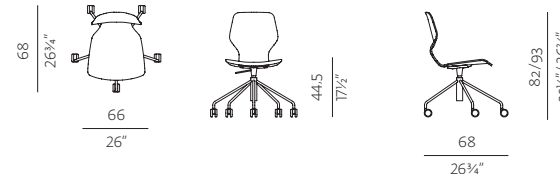
**SWIVEL BASE WITH CASTORS 5 LEGS**

w 26" × d 26¾" × h 33¾"  
66 × 68 × 85 cm



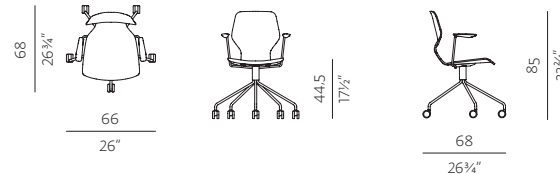
**SWIVEL BASE WITH CASTORS 5 LEGS**

WITH ADJUSTABLE HEIGHT  
w 26" × d 26¾" × h 32¼"/36¾"  
66 × 68 × 82/93 cm



**SWIVEL BASE WITH CASTORS 5 LEGS WITH ARMRESTS**

w 26" × d 26¾" × h 33¾"  
66 × 68 × 85 cm



**SWIVEL BASE WITH CASTORS 5 LEGS WITH ARMRESTS**

WITH ADJUSTABLE HEIGHT  
w 26" × d 26¾" × h 32¼"/36¾"  
66 × 68 × 82/93 cm

